NOTE: DRAWINGS AND SPECIFICATIONS ARE ORGANIZED FOR CONVENIENCE OF REFERENCE ONLY. THIS ORGANIZATION IS NOT INTENDED TO ESTABLISH THE SCOPE OF WORK OF ANY TRADE. THE WORK OF ANY GIVEN TRADE, SUPPLIER OR SUBCONTRACTOR MAY BE REPRESENTED IN DRAWINGS OR SPECIFICATION SECTIONS THAT CROSS OVER BETWEEN DESIGN DISCIPLINES AND MAY BE SHOWN ON OTHER DRAWINGS OR IN OTHER SPECIFICATION SECTIONS WITHIN THE CONTRACT DOCUMENTS. ESTABLISHING THE SCOPE OF ANY TRADE OR SUPPLIER IS THE RESPONSIBILITY OF THE CONTRACTOR. NEITHER THE OWNER NOR ARCHITECT WILL ESTABLISH THE LIMITS OR JURISDICTION OF ANY SUBCONTRACTOR.

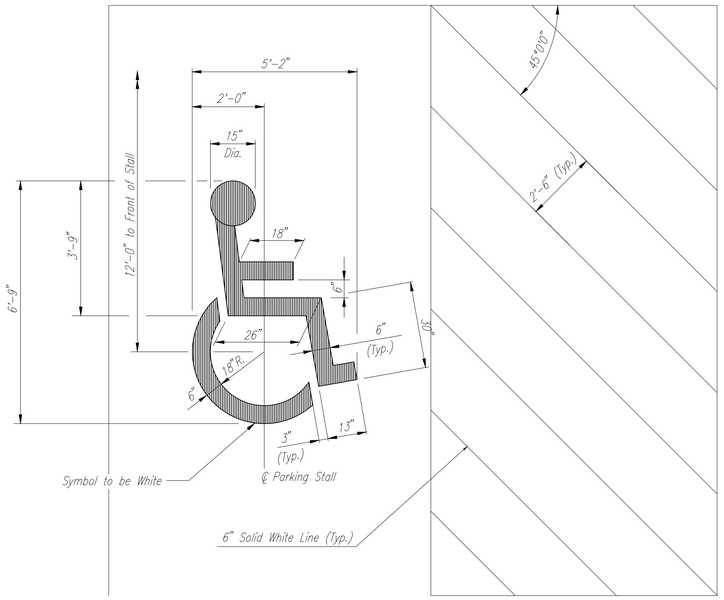

HANDICAP MARKING DETAILS

ADA Sign Notes:

1. Sign Blanks shall be fabricated from 0.080" Aluminum Alloy 6063-T6.
2. Mounting brackets shall be provided as Die-Cast Aluminum brackets fabricated of Aluminum Alloy 360 having a Tensile Strength of 44,000 psi. Each bracket shall be tapped and drilled for 5/16" zinc-plated allen-type set screws having self-locking saw-toothed ends.

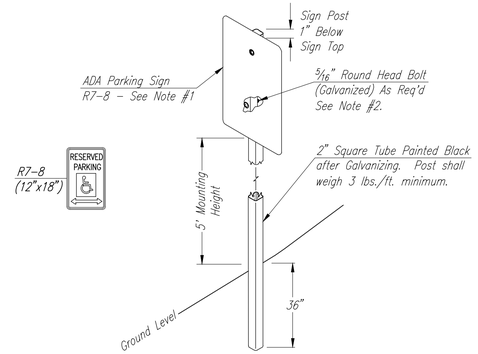

ADA SIGN MOUNTING INSTALLATION DETAIL
6 REQUIRED

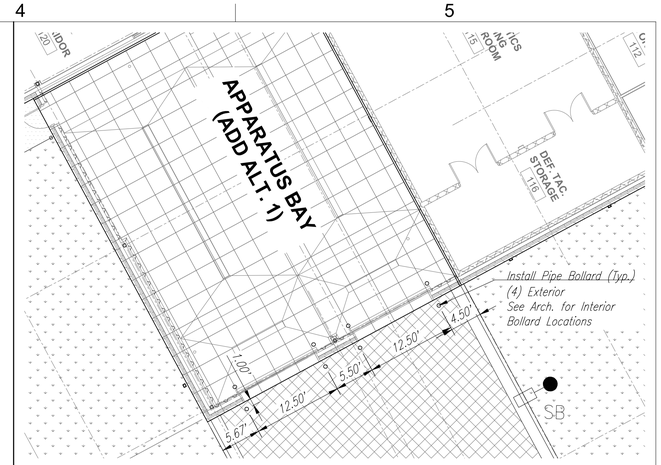

PIPE BOLLARD LOCATION PLAN
SCALE: 1" = 10'

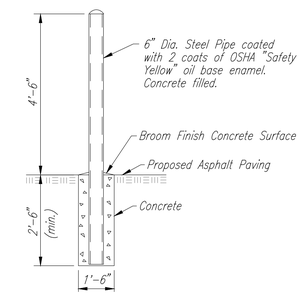

PIPE BOLLARD DETAIL

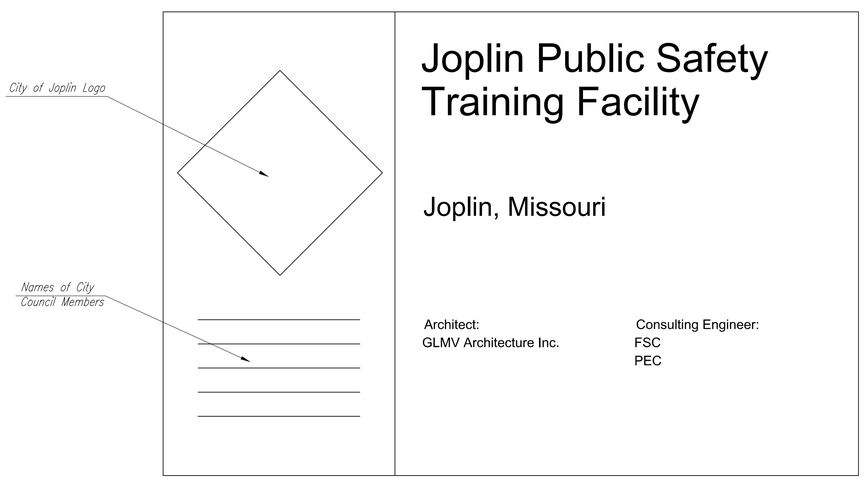

PROJECT SIGN DETAIL

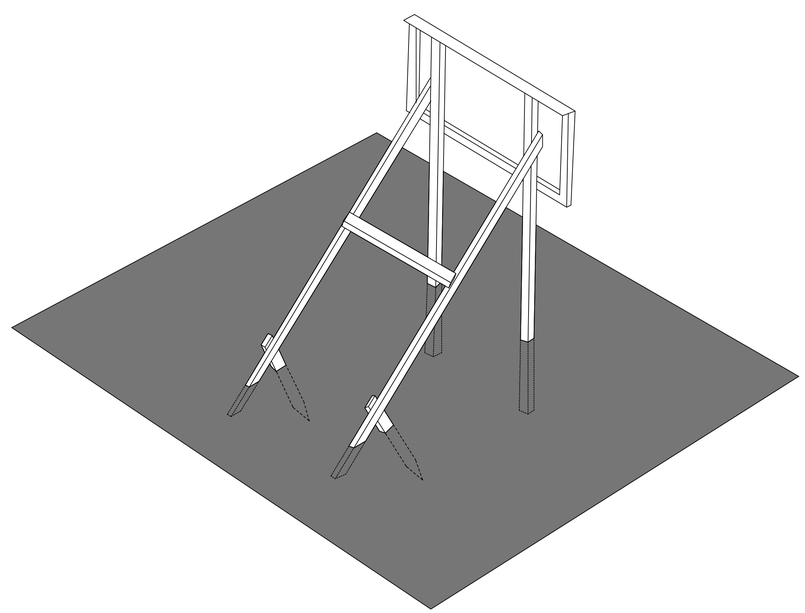

PROJECT SIGN INSTALLATION PERSPECTIVE

GLMV Architecture
9229 Ward Parkway, Ste. 210
Kansas City, MO 64114
Tel: (816) 444-4200
www.glmv.com

PEC
PROFESSIONAL ENGINEERING CONSULTANTS, P.A.
104 SOUTH PINE PITTSBURG, KS 66762
620-235-0195 www.pec1.com
STATE CERT. OF AUTHORITY NO. 000465
PEC PROJECT # 14E14-000

STATE OF MISSOURI
BRIAN COOMES
02/12/2016
NUMBER PE-2015029306
PROFESSIONAL ENGINEER

CONSTRUCTION DOCUMENTS

© 2016 GLMV Architecture, Inc.
All work herein is the exclusive property of GLMV Architecture, Inc. and is not to be copied or used in any way without the express written consent of GLMV Architecture, Inc. All drawings, specification, ideas, designs and arrangements appearing herein constitute the original and unpublished Work of: GLMV Architecture, Inc.

JOPLIN PUBLIC SAFETY TRAINING FACILITY

5102 SWEDE LANE, JOPLIN, MO

MARK	DATE	DESCRIPTION

PAVING DETAILS
3 of 3

JOB NO.	13061.000
DATE	02-12-2016
DRAWN	BMC
CHECKED	BDR

C112

DWG. 17 OF 141

CONSTRUCTION DOCUMENTS

Saved: 02-12-2016 7:17:40 AM by BMC
Plot Scale 1:1 02-12-2016 10:16:58 AM by BRIAN COOMES
u:\Pittsburg\2014\14E14\000\Muni\Drawings\Plan Set\14E14-000_C-110---112 Paving Details